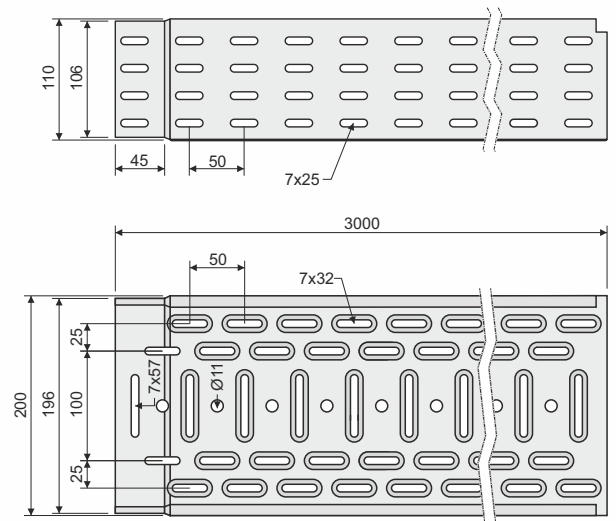



item number	width of cable tray (mm)	thickness of metal sheet (mm)	weight (kg/m)	amount of bolts for connection (pcs)
KZI 110X150X0.75_S	150	0.75	2,15	8
KZI 110X150X1.00_S		1,00	2,61	
KZI 110X150X1.00_F		1,00	3,04	
KZI 110x200x0.75_S	200	0.75	2,42	9
KZI 110X200X0.75_ZM		0,75	2,30	
KZI 110X200X1.00_S		1,00	2,98	
KZI 110X200X1.00_F		1,00	3,47	
KZI 110X200X1.25_S		1,25	3,72	
KZI 110X200X1.25_F		1,25	4,21	
KZI 110X300X1.00_S	300	1,00	3,64	9
KZI 110X300X1.00_F		1,00	4,24	
KZI 110X300X1.00_ZM		1,00	3,64	
KZI 110X300X1.25_S		1,25	4,63	
KZI 110X300X1.25_F		1,25	5,22	
KZI 110X400X1.00_S	400	1,00	4,62	10
KZI 110X400X1.00_F		1,00	5,32	
KZI 110X400X1.00_ZM		1,00	4,62	
KZI 110X400X1.25_S		1,25	5,70	
KZI 110X400X1.25_F		1,25	6,42	
KZI 110X500X1.00_ZM	500	1,00	5,30	10
KZI 110X500X1.25_S		1,25	6,30	
KZI 110X500X1.25_F		1,25	7,09	
KZI 110X600X1.25_S	600	1,25	7,16	10
KZI 110X600X1.25_F		1,25	8,06	



height of cable tray: 110 mm

length of cable tray: 3000 mm

product description: Cable tray is designed to create a cable route. For securing the connection of the trays with the integrated coupling there are used the clamps made from spring steel KSV or the bolts NSM 6X10. To protect the cables, the bolt head is inside the cable tray. A bolt with a GMT surface finish is used for a tray with F and ZM surface finish. These items can also be ordered in a varnished version.

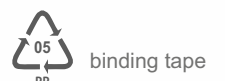
surface finish: S (PO) - Pre-Galvanized according to EN 10346, EN 10143, zinc-layer 15-27 µm
 F (POF) - Hot Dip Galvanized according to ČSN EN ISO 1461, zinc-layer 45 µm (min. 35 µm)
 ZM - galvanized steel with admixture of magnesium and aluminum according to EN 10346, EN 10143, protective layer 18-31 µm

sales amount: 3 m

meets the requirements: ČSN EN 61537:02

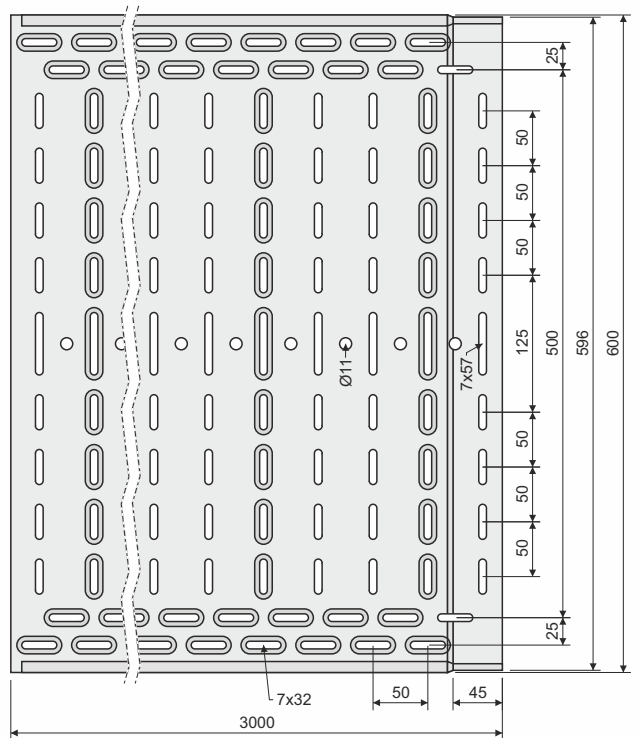
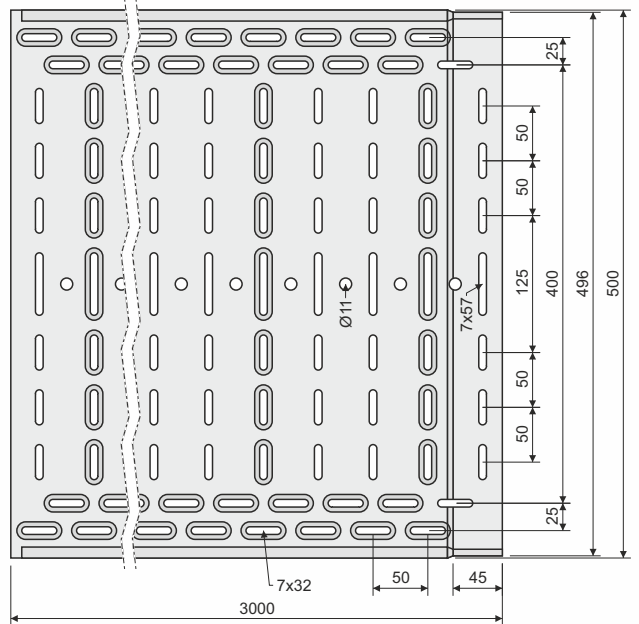
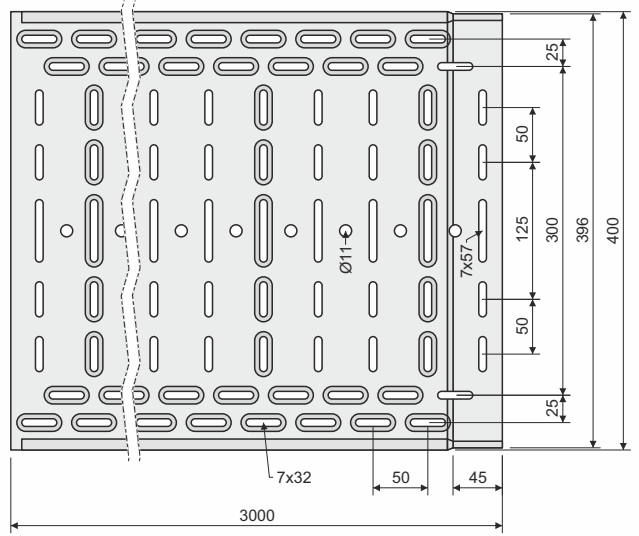
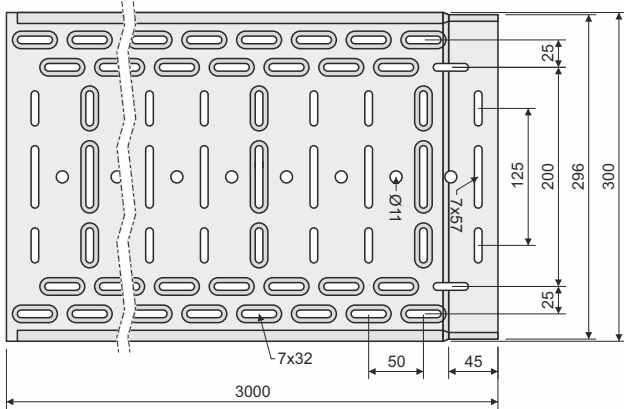
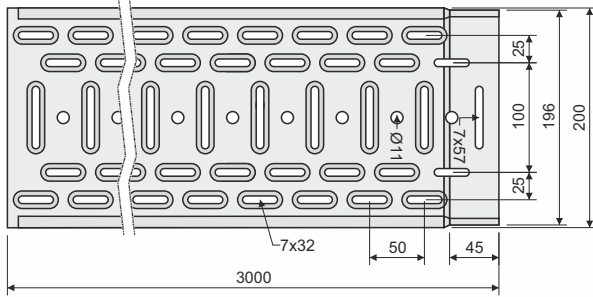
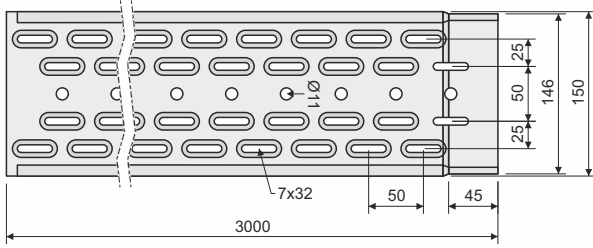
storage: ČSN EN 60721-3-1

recycling codes:

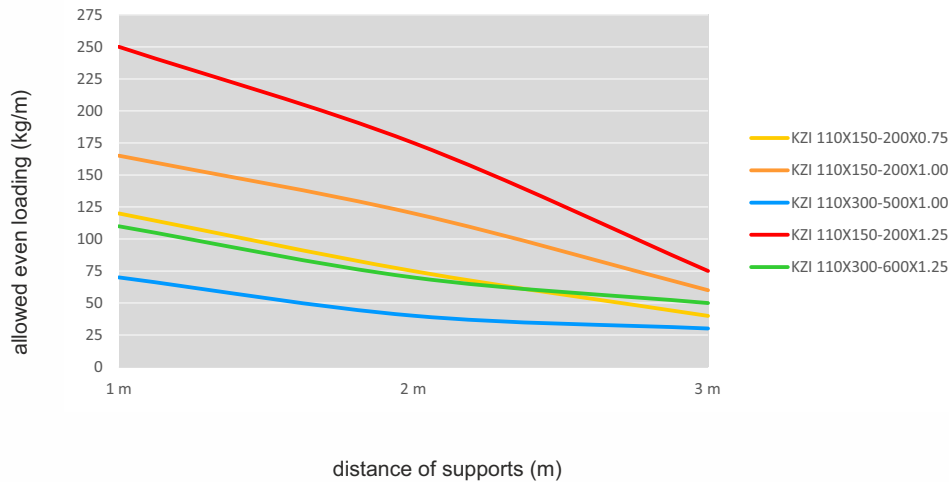


DATA SHEET

cable tray with integrated coupling - height 110 mm



The graph show the maximum allowed even loading of the tray in relation to the distances of the supports.



External influences are not taken into account in the permissible load and cannot be burdened by person.

Inner usable cross-section of the trays

	KZI	110X150	110X200	110X300	110X400	110X500	110X600
cross-section (cm ²)	165	220	330	440	550	660	
CYKY 3X1,5	8,6	112	149	223	297	372	446
CYKY 5X1,5	10,1	82	108	162	216	270	323
CYKY 3X2,5	9,5	91	122	183	244	305	366
CYKY 5X2,5	11,2	66	88	132	175	219	263
CYKY 3X4	11,2	66	88	132	175	219	263
CYKY 5X4	13,8	43	58	87	116	144	173
CYKY 5X6	15,1	3	48	72	96	121	145
CYKY 5X10	18	25	34	51	68	85	102
CYKY 5X16	20,4	20	26	40	53	66	79
CYKY 5X25	26,1	12	16	24	32	40	48
CYKY 4X35	24,8	13	18	27	36	45	54
CYKY 4X50	31,3	8	11	17	22	28	34
CYKY 3X70+50	33,6	7	10	15	19	24	29
CYKY 3X95+70	39,3	5	7	11	14	18	21
CYKY 3X120+95	43	4	6	9	12	15	18
CYKY 3X240+120	56,4	3	3	5	7	9	10

The values state the number of cables with the tray at 50% full. Orientation diameters of the cables CYKY. The values are mathematically calculated. The limit values (small tray x big cable or contrariwise) it is necessary to consider combination of the tray and diameter of the cable and used them with reference to technical conditions.