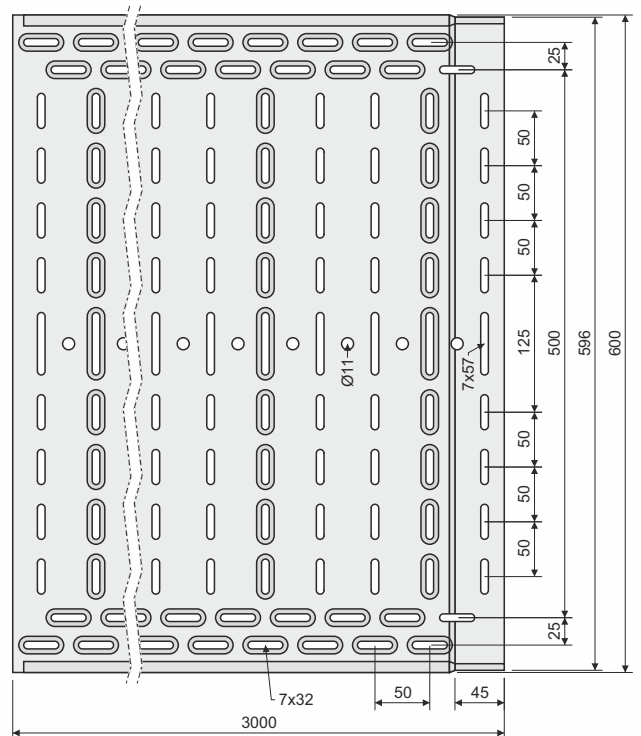
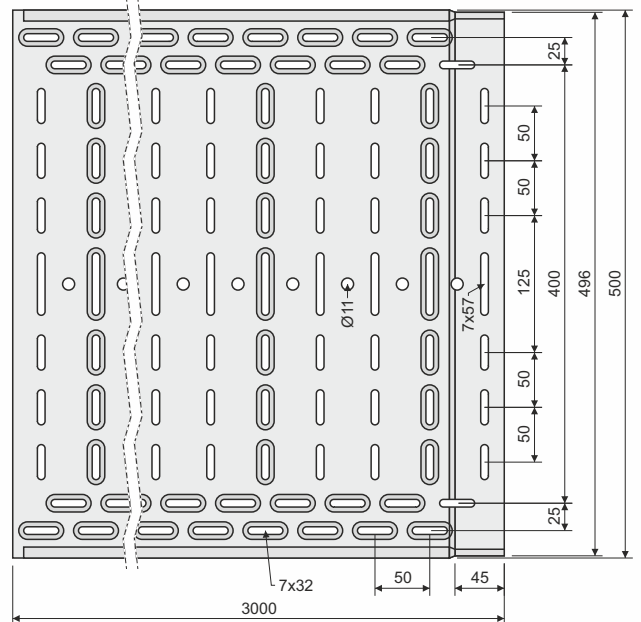
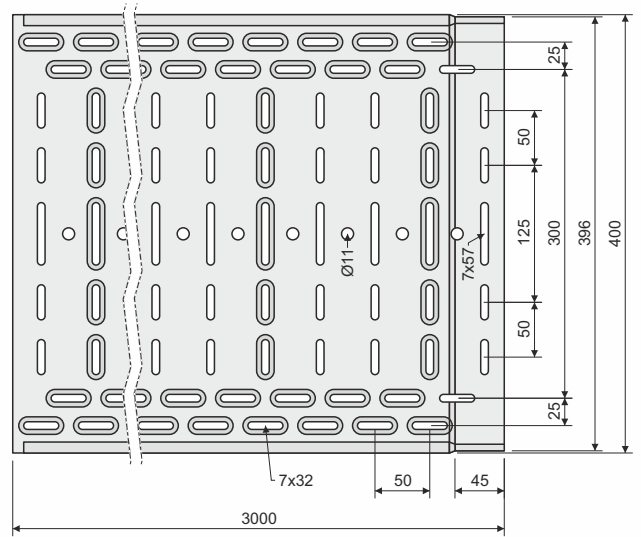
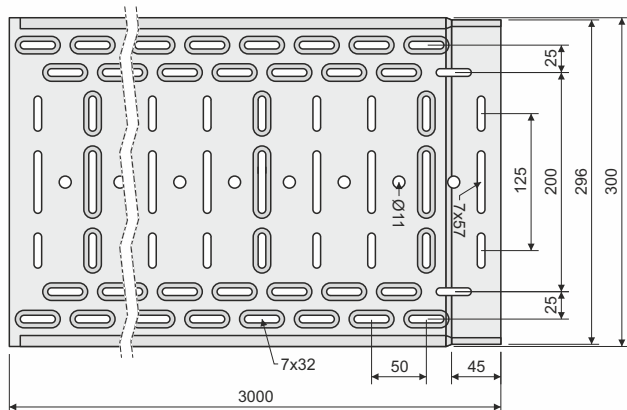
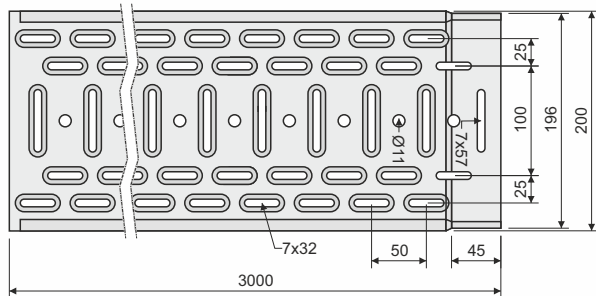
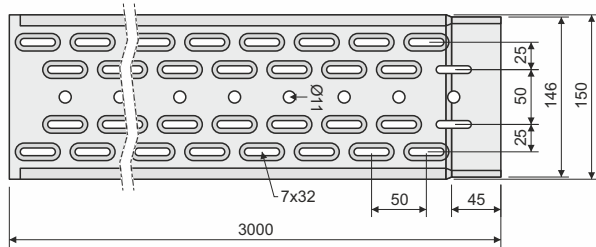
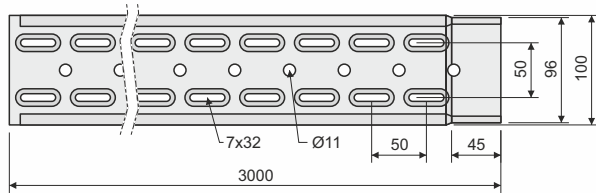
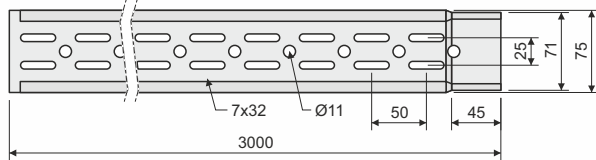
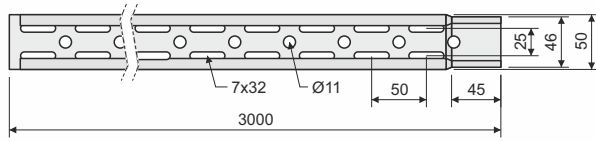




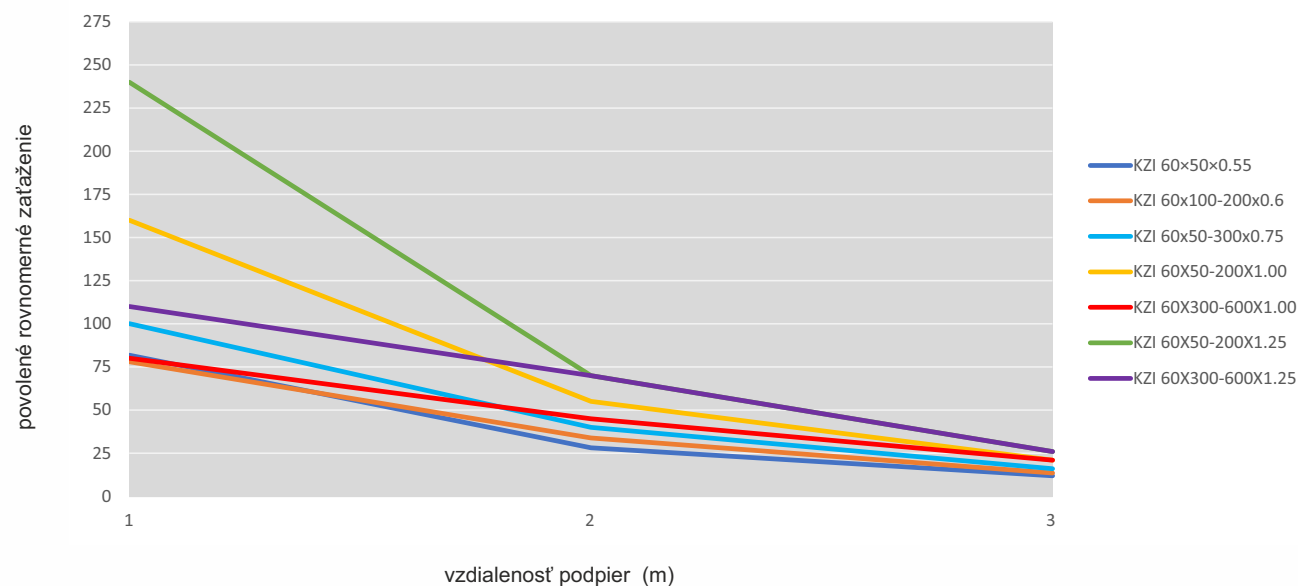
| číslo položky       | šírka žľabu<br>(mm) | hrúbka plechu<br>(mm) | hmotnosť<br>(kg/m) | počet skrutiek<br>pre spojenie<br>(ks) |   |
|---------------------|---------------------|-----------------------|--------------------|--|---|
| KZI 60X50X0.55_S    | 50                  | 0,55                  | 0,7                | 4                                      |   |
| KZI 60X100X0.6_S    | 100                 | 0,6                   | 1,05               | 4                                      |   |
| KZI 60X200X0.6_S    | 200                 | 0,6                   | 1,45               | 4                                      |   |
| KZI 60X50X0.75_S    |                     | 0,75                  | 0,99               |  | 🔥 |
| KZI 60X50X0.75_F    | 50                  | 0,80                  | 1,23               | 4                                      | 🔥 |
| KZI 60X50X0.75_ZM   |                     | 0,75                  | 0,99               |  | 🔥 |
| KZI 60X75X0.75_S    | 75                  | 0,75                  | 1,18               | 4                                      | 🔥 |
| KZI 60X75X0.75_F    |                     | 0,80                  | 1,44               |  | 🔥 |
| KZI 60X100X0.75_S   |                     | 0,75                  | 1,37               |  | 🔥 |
| KZI 60X100X0.75_F   | 100                 | 0,80                  | 1,55               | 4                                      | 🔥 |
| KZI 60X100X0.75_ZM  |                     | 0,75                  | 1,37               |  | 🔥 |
| KZI 60X150X0.75_S   | 150                 | 0,75                  | 1,86               | 4                                      | 🔥 |
| KZI 60X150X0.75_F   |                     | 0,80                  | 2,02               |  | 🔥 |
| KZI 60X200X0.75_S   |                     | 0,75                  | 1,86               |  | 🔥 |
| KZI 60X200X0.75_F   | 200                 | 0,80                  | 2,28               | 5                                      | 🔥 |
| KZI 60X200X0.75_ZM  |                     | 0,75                  | 1,86               |  | 🔥 |
| KZI 60X300X0.75_S   |                     | 0,75                  | 2,47               |  | 🔥 |
| KZI 60X300X0.75_F   | 300                 | 0,80                  | 3,02               | 5                                      | 🔥 |
| KZI 60X300X0.75_ZM  |                     | 0,75                  | 2,74               |  | 🔥 |
| KZI 60X50X1.00_S    | 50                  | 1,00                  | 1,24               | 4                                      | 🔥 |
| KZI 60X50X1.00_F    |                     |                       | 1,44               |  | 🔥 |
| KZI 60X75X1.00_S    | 75                  | 1,00                  | 1,27               | 4                                      | 🔥 |
| KZI 60X75X1.00_F    |                     |                       | 1,48               |  | 🔥 |
| KZI 60X100X1.00_S   | 100                 | 1,00                  | 1,70               | 4                                      | 🔥 |
| KZI 60X100X1.00_F   |                     |                       | 1,98               |  | 🔥 |
| KZI 60X150X1.00_S   | 150                 | 1,00                  | 2,07               | 4                                      | 🔥 |
| KZI 60X150X1.00_F   |                     |                       | 2,41               |  | 🔥 |
| KZI 60X200X1.00_S   | 200                 | 1,00                  | 2,27               | 5                                      | 🔥 |
| KZI 60X200X1.00_F   |                     |                       | 2,64               |  | 🔥 |
| KZI 60X300X1.00_S   | 300                 | 1,00                  | 3,07               | 5                                      | 🔥 |
| KZI 60X300X1.00_F   |                     |                       | 3,57               |  | 🔥 |
| KZI 60X400X1.00_S   |                     |                       | 3,75               |  | 🔥 |
| KZI 60X400X1.00_F   | 400                 | 1,00                  | 4,37               | 6                                      | 🔥 |
| KZI 60X400X1.00_ZM  |                     |                       | 3,75               |  | 🔥 |
| KZI 60X500X1.00_S   |                     |                       | 4,54               |  | 🔥 |
| KZI 60X500X1.00_F   | 500                 | 1,00                  | 5,30               | 6                                      | 🔥 |
| KZI 60X500X1.00_ZM  |                     |                       | 4,54               |  | 🔥 |
| KZI 60X600X1.00_S   |                     |                       | 5,40               |  | 🔥 |
| KZI 60X600X1.00_F   | 600                 | 1,00                  | 6,30               | 6                                      | 🔥 |
| KZI 60X50X1.25_PO   |                     |                       | 1,62               |  | 🔥 |
| KZI 60X50X1.25_POF  | 50                  | 1,25                  | 1,85               | 4                                      | 🔥 |
| KZI 60X75X1.25_PO   |                     |                       | 1,80               |  | 🔥 |
| KZI 60X75X1.25_POF  | 75                  | 1,25                  | 2,04               | 4                                      | 🔥 |
| KZI 60X100X1.25_PO  |                     |                       | 2,10               |  | 🔥 |
| KZI 60X100X1.25_POF | 100                 | 1,25                  | 2,30               | 4                                      | 🔥 |
| KZI 60X150X1.25_PO  |                     |                       | 2,49               |  | 🔥 |
| KZI 60X150X1.25_POF | 150                 | 1,25                  | 2,80               | 4                                      | 🔥 |
| KZI 60X200X1.25_PO  |                     |                       | 2,48               |  | 🔥 |
| KZI 60X200X1.25_POF | 200                 | 1,25                  | 3,22               | 5                                      | 🔥 |
| KZI 60X300X1.25_PO  |                     |                       | 3,96               |  | 🔥 |
| KZI 60X300X1.25_POF | 300                 | 1,25                  | 4,39               | 5                                      | 🔥 |
| KZI 60X400X1.25_PO  |                     |                       | 4,60               |  | 🔥 |
| KZI 60X400X1.25_POF | 400                 | 1,25                  | 5,20               | 6                                      | 🔥 |
| KZI 60X500X1.25_PO  |                     |                       | 5,52               |  | 🔥 |
| KZI 60X500X1.25_POF | 500                 | 1,25                  | 6,29               | 6                                      | 🔥 |
| KZI 60X600X1.25_PO  |                     |                       | 6,50               |  | 🔥 |
| KZI 60X600X1.25_POF | 600                 | 1,25                  | 7,37               | 6                                      | 🔥 |

# DÁTOVÝ LIST

káblový žľab s integrovanou spojkou – výška 60 mm



Graf znázorňuje maximálne povolené rovnomerné zaťaženie žľabu v závislosti na vzdialenosti podpier



V povolenom zaťažení nie sú zohľadnené vonkajšie vplyvy a nie je možné ich zaťažovať človekom.

Vnútrotný využiteľný prierez kanálov

|                | KZI<br>prierez (cm <sup>2</sup> ) | 60X50 | 60X75 | 60X100 | 60X150 | 60X200 | 60X300 | 60X400 | 60X500 | 60X600 |
|----------------|-----------------------------------|-------|-------|--------|--------|--------|--------|--------|--------|--------|
|                |                                   | 30    | 45    | 60     | 90     | 120    | 180    | 240    | 300    | 360    |
| CYKY 3X1,5     | 8,6                               | 20    | 30    | 41     | 61     | 81     | 122    | 162    | 203    | 243    |
| CYKY 5X1,5     | 10,1                              | 15    | 22    | 29     | 44     | 59     | 88     | 118    | 147    | 176    |
| CYKY 3X2,5     | 9,5                               | 17    | 25    | 33     | 50     | 66     | 100    | 133    | 166    | 199    |
| CYKY 5X2,5     | 11,2                              | 12    | 18    | 24     | 36     | 48     | 72     | 96     | 120    | 143    |
| CYKY 3X4       | 11,2                              | 12    | 18    | 24     | 36     | 48     | 72     | 96     | 120    | 143    |
| CYKY 5X4       | 13,8                              | 8     | 12    | 16     | 24     | 32     | 47     | 63     | 79     | 95     |
| CYKY 5X6       | 15,1                              | 7     | 10    | 13     | 20     | 26     | 39     | 53     | 66     | 79     |
| CYKY 5X10      | 18                                | 5     | 7     | 9      | 14     | 19     | 28     | 37     | 46     | 56     |
| CYKY 5X16      | 20,4                              | 4     | 5     | 7      | 11     | 14     | 22     | 29     | 36     | 43     |
| CYKY 5X25      | 26,1                              | 2     | 3     | 4      | 7      | 9      | 13     | 18     | 22     | 26     |
| CYKY 4X35      | 24,8                              | 2     | 4     | 5      | 7      | 10     | 15     | 20     | 24     | 29     |
| CYKY 4X50      | 31,3                              | 2     | 2     | 3      | 5      | 6      | 9      | 12     | 15     | 18     |
| CYKY 3X70+50   | 33,6                              | 1     | 2     | 3      | 4      | 5      | 8      | 11     | 13     | 16     |
| CYKY 3X95+70   | 39,3                              | 1     | 1     | 2      | 3      | 4      | 6      | 8      | 10     | 12     |
| CYKY 3X120+95  | 43                                | 0     | 1     | 2      | 2      | 3      | 5      | 6      | 8      | 10     |
| CYKY 3X240+120 | 56,4                              | 0     | 1     | 1      | 1      | 2      | 3      | 4      | 5      | 6      |

Hodnoty udávajú počet káblov pri 50% zaplnení žľabov. Orientačné priemery káblov vychádzajú z káblov CYKY. Hodnoty sú získané matematickým výpočtom. V krajných hodnotách (malý žľab x veľký kábel, alebo naopak) je nutné zvážiť kombináciu typu žľabu a priemeru káblov a voliť ich s ohľadom na technické podmienky.